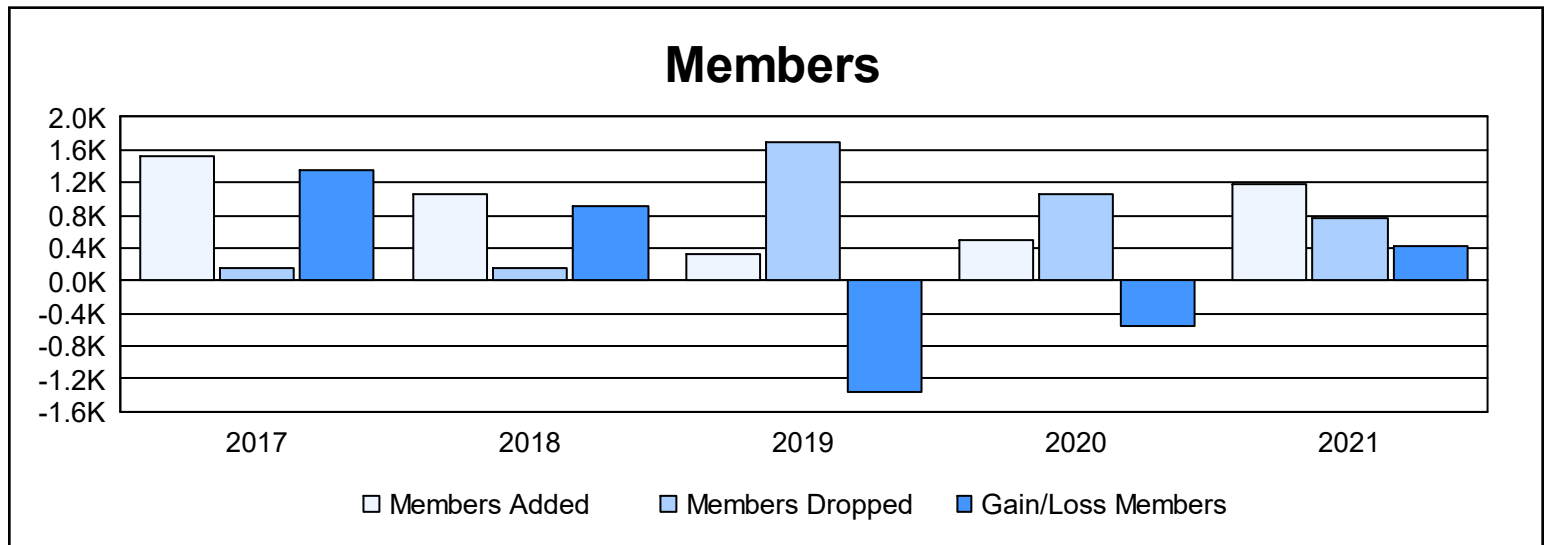
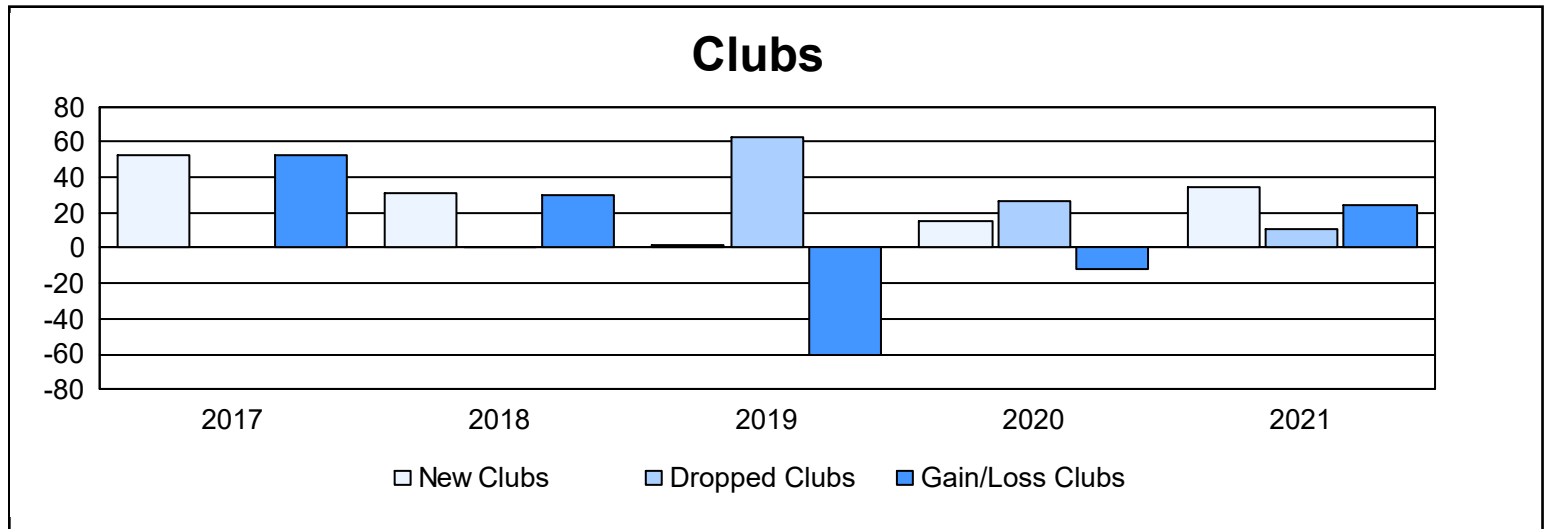
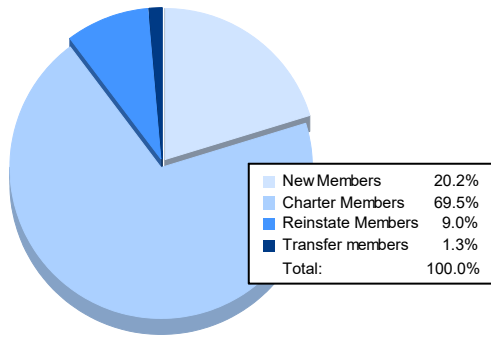


Year	New Clubs	Dropped Clubs	Gain/ Loss Clubs	New Members	Charter Members	Reinstate Members	Transfer Members	Total Member Added	Total Members Dropped	Gain/ Loss Members
2016-2017	53	0	53	448	1,061	5	2	1,516	156	1,360
2017-2018	31	1	30	380	642	20	5	1,047	145	902
2018-2019	2	63	-61	225	77	24	0	326	1,683	-1,357
2019-2020	15	27	-12	160	326	10	7	503	1,053	-550
2020-2021	35	11	24	239	822	106	15	1,182	769	413
Average	27	20	7	290	586	33	6	915	761	154



Membership Composition June 2021 Cumulative



Gender Composition June 2021 Cumulative

